





WAB-SERIES WATER-RESISTANT BELT-DRIVE GENERATORS

				
	WAB35T	WAB45T	WAB55T	WAB65T
Voltage	120 Vac	120 Vac	120 Vac	120 Vac
Frequency	60 Hz	60 Hz	60 Hz	60 Hz
Max. output	4000 W	5000 W	5500 W	6500 W
Rated output	3500 W	4500 W	5000 W	6000 W
Rated current	20 A	20 A	20 A	20 A
Shaft diameter	24mm	24mm	24mm	24mm
Keyway	8mm	8mm	8mm	8mm
Connection	4-wire	4-wire	4-wire	4-wire
Min. engine power	8 hp	9 hp	10 hp	11 hp
Min. required torque	7.5 ft lbf (10.2 Nm)	7.5 ft lbf (10.2 Nm)	7.5 ft lbf (10.2 Nm)	7.5 ft lbf (10.2 Nm)
Required RPM	3600	3600	3600	3600
Receptacles	One 120Vac 20A duplex	One 120Vac 20A duplex	One 120Vac 20A duplex	One 120Vac 20A duplex
Dimensions, L x W x H	16½ x 8½ x 10½ in. (41 x 22 x 27cm)	16½ x 8½ x 10½ in. (41 x 22 x 27cm)	16½ x 8½ x 10½ in. (41 x 22 x 27cm)	16½ x 8½ x 10½ in. (41 x 22 x 27cm)
Dry weight, approx.	69 lbs. (31kg)	72 lbs. (33kg)	74 lbs. (34kg)	76 lbs. (35kg)
Optional accessories	Winco® adapter plate	Winco adapter plate	Winco adapter plate	Winco adapter plate

Deratings: Ratings apply for altitudes from sea level up to 1,000 feet (304.8 meters) with typical cooling, normal ambients and gasoline fuel. Reduce ratings 3.5% for each 1000 feet (305 meters) above sea level and 1.0% for each 10 °F rise above 60 °F (5.556 °C above 20 °C).